



Inflorescence Designs



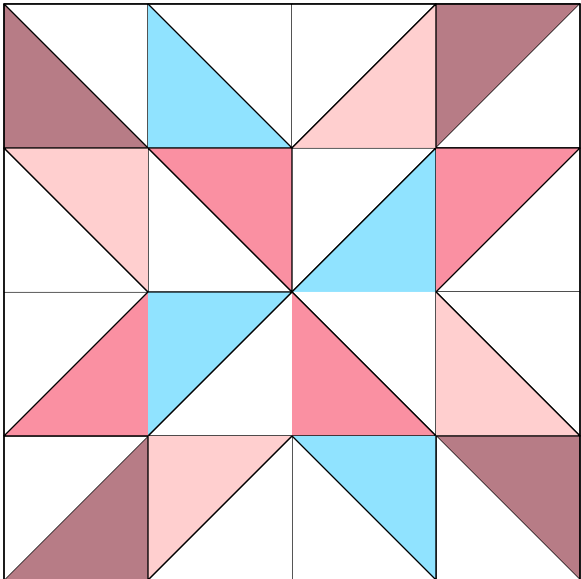
Alaskan Pinwheels

Finished Quilt Size: 24" x 24"

Cutting: Each Piece is 2 1/2" Square

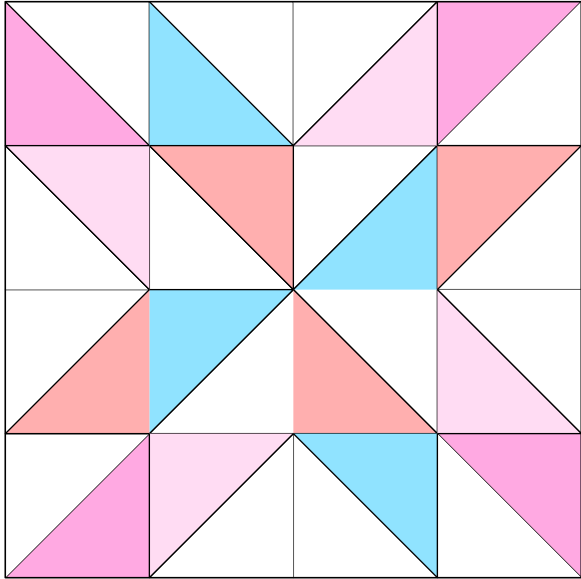
Block One: Make 3

- 4 Dark Pink
- 4 Teal
- 4 Medium Pink
- 4 Light Pink
- 16 Background (White)



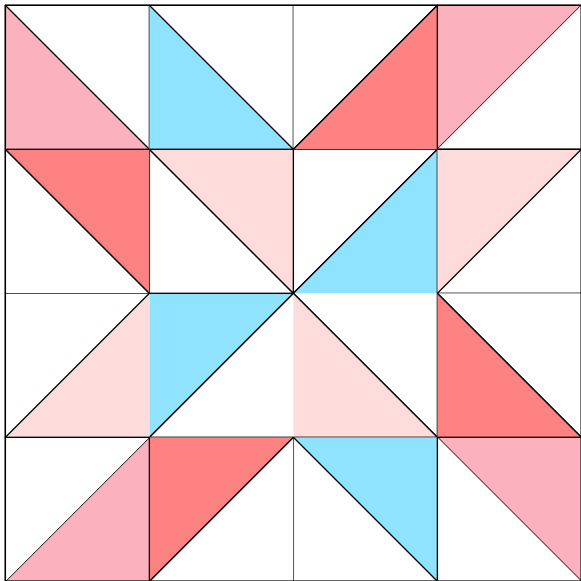
Block Two: Make 3

- 4 Dark Pink
- 4 Teal
- 4 Medium Pink
- 4 Light Pink
- 16 Background (White)



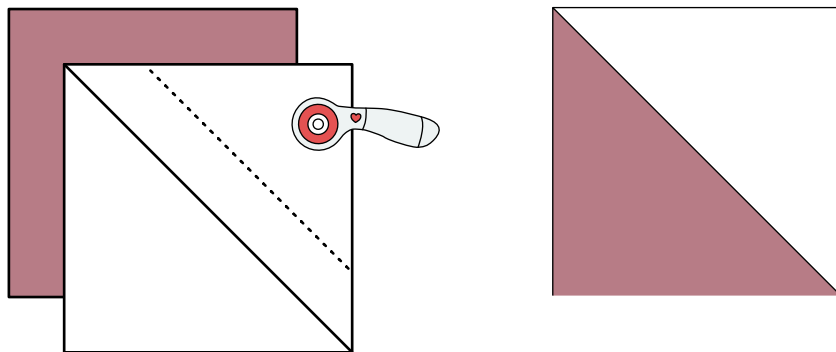
Block Three: Make 3

- 4 Dark Pink
- 4 Teal
- 4 Medium Pink
- 4 Light Pink
- 16 Background (White)



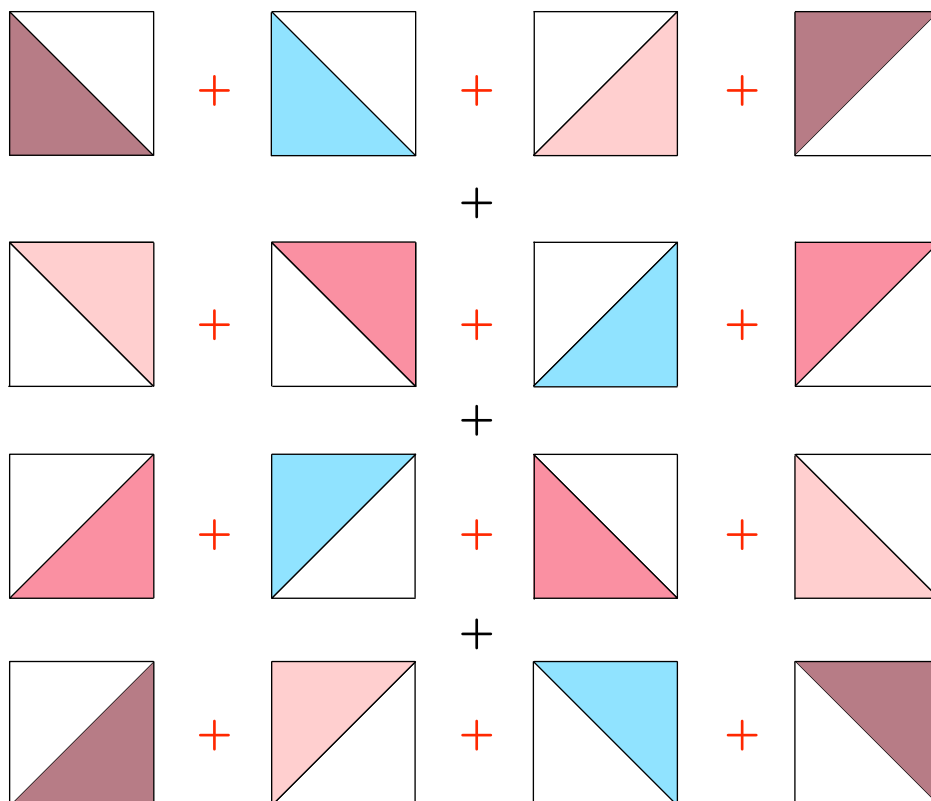
Half Square Triangle Assembly:

1. Draw a diagonal line down one square on the wrong side.
2. With right sides together, sew on diagonal line.
3. Trim away excess to 1/4" and press seams open.



Block Assembly:

1. Sew together rows (+)
2. Sew together columns (+)



Quilt Assembly:

1. Sew together rows (+)

2. Sew together columns (+)

